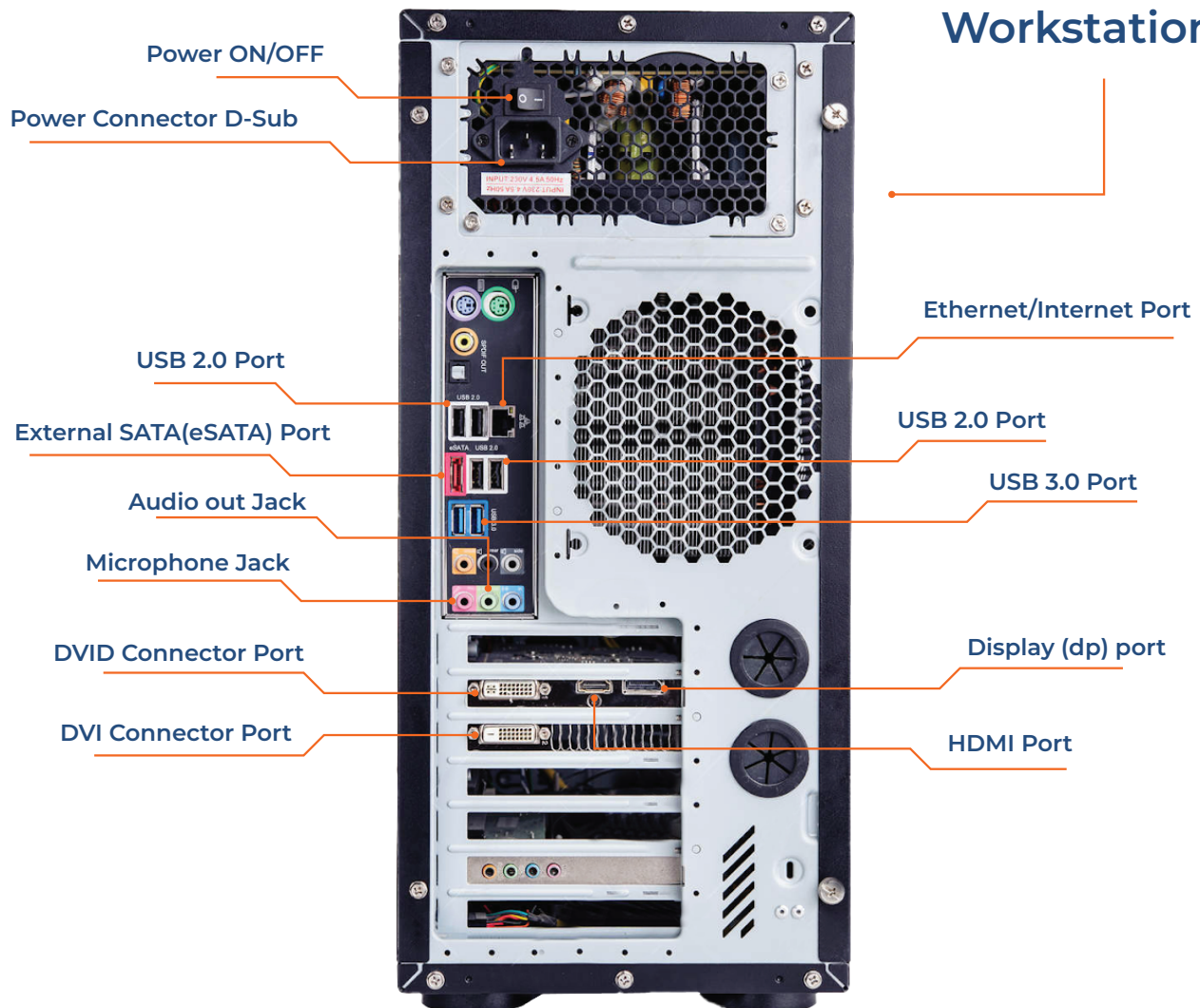
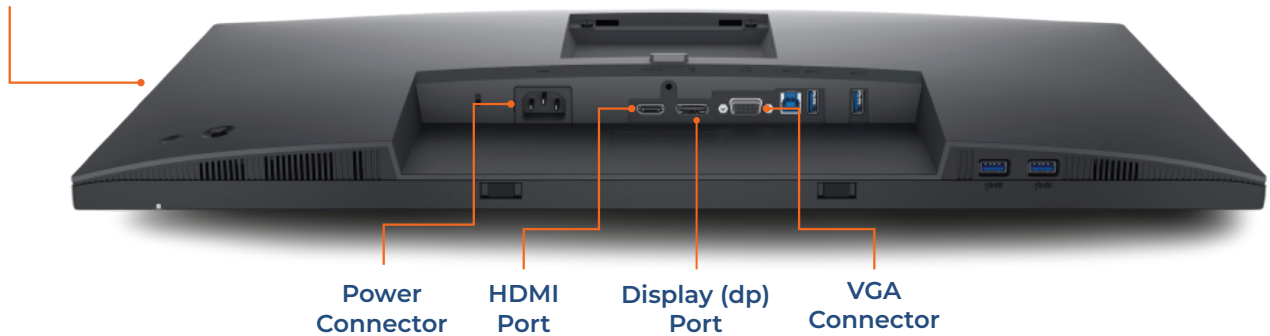


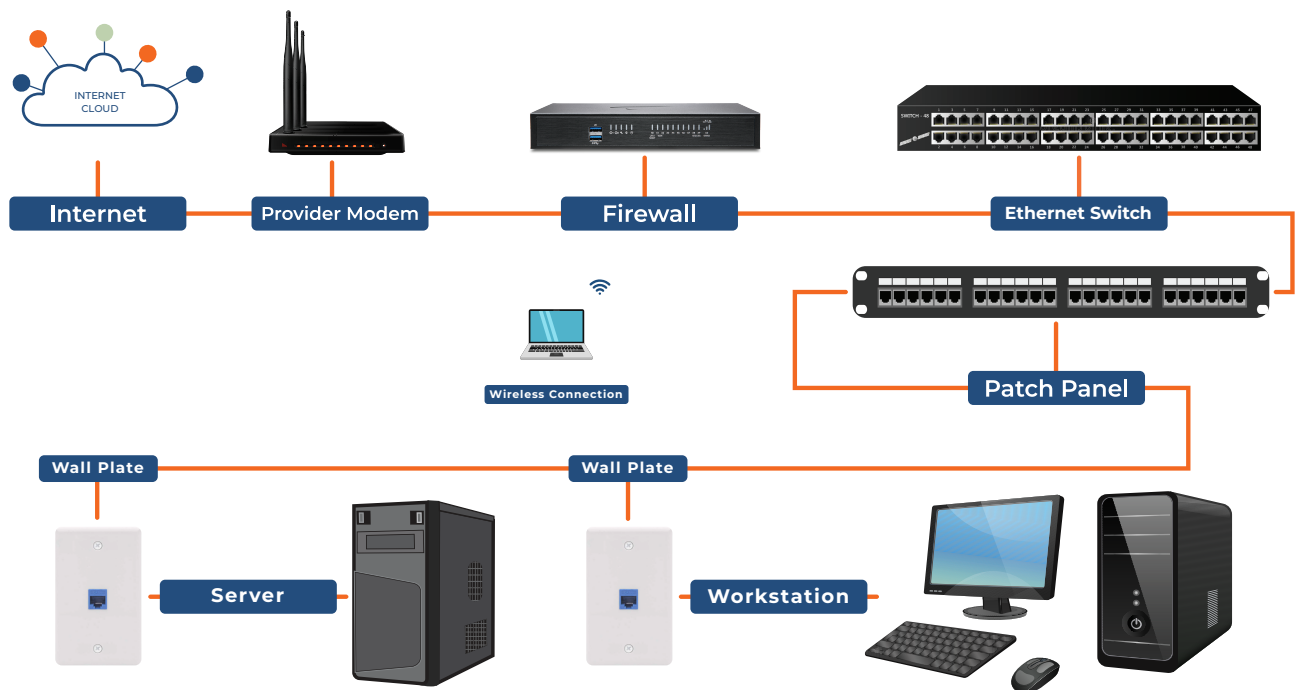
POWER UP WITH YOUR REMOTE SUPPORT FLASH CARD

Make tech support a breeze with this easy-to-reference flash card!


MONITOR



YOUR NETWORK



FIREWALL



- 1 **U0 Port:** USB 3.0 SuperSpeed (SS) Port for WWAN
- 2 **USB SS 3.0 Port:** For Configuration, Recovery, Re-imaging the TZ
- 3 **Power LEDs:** 1 = Primary, 2 = Redundant
Blue = Powered on, Yellow = Defective adapter
- 4 **Test LED:** Yellow = Initializing, Blinking Yellow = SafeMode
- 5 **Security LED:** Green = All Security Services Licensed,
Blinking Yellow = Security Services License Expired
Security Services monitored by this LED:
Gateway Anti-Virus, Intrusion Prevention, Anti-Spyware
- 6 **Storage LED:** Solid Green = Extended Storage module present,
Blinking Green = Activity, Yellow = Storage warning

NETWORK SWITCH



- Internet cable (X1 Port)**
- Cable from Switch (X0 Port)**
- Power Connector**
- 7 **LAN/MGMT X0 Port LED:** Solid Green = 1G link,
Blinking Green = 1G activity
- 8 **WAN X1 and X2 Port LEDs:** Solid Green = 1G link,
Blinking Green = 1G activity
- 9 **RJ45 Port LEDs:** Solid Green = 1G link,
Blinking Green = 1G activity